

THE NEEDLE DANCER

The Tucson Chapter
American Needlepoint Guild



May and June 2005

Tucson Chapter ANG Board 2004-05

President	Margaret von Kuegelgen
VP Nights	Charleane Boyles
VP Days	Barbara Lewis
Treasurer	Mary Christoph
547 9000 (w)	
Director at Large	Barbara Richardson
Secretary Nights	Linda Harris
Secretary Days	Marj Jorden
Hospitality Days	Honey Montrose
Hospitality Nights	
Workshop Chairman	Dorothy Green
Membership	Marge Martin
Membership Recruitment	
Newsletter	Angela Yardy
Publicity	Myldred Richardson
Community Projects	Dee Bregantini
Ways and Means Nights	
Ways and Means Days	Jo Middlestead
Historian	Kay Kopp
National Web Site Contact	Martha Hirsch
E-mail reminder, brochures	Sylvia Gergen
Document Research	Mary Flynn
Tax ID number	Pat Britton

Proposed slate of Officers for 2005-2006

President - Margaret von Kuegelgen
Vice President Nights - Charleane Boyles
Vice President Days - Barbara Lewis
Secretary Nights - Linda Harris
Secretary Days - Marj Jorden
Treasurer - Mary Christoph
Director at Large - Barbara Richardson

There will be no newsletter issued in June due to the editor's vacation!

Calendar

May 2005

SUN	MON	TUE	WED	THU	FRI	SAT
1	2	3	4	5	6	7
8	9	10	11 6:30pm Board Meeting	12	13	14
15	16	17	18	19	20	21 10am-5pm Stitch-In
22	23	24	25	26 6pm Joint Meeting/pot luck	27	28
29	30	31				

June 2005

SUN	MON	TUE	WED	THU	FRI	SAT
			1	2	3	4
5	6	7	8 6:30pm Board Meeting	9	10	11
12	13	14	15	16	17	18 10am-5pm Stitch-In
19	20	21	22 6pm Night Meeting	23 10:30am-3pm Day Meeting	24	25
26	27	28	29	30		

July 2005

SUN	MON	TUE	WED	THU	FRI	SAT
					1	2
3	4	5	6	7	8	9
10	11	12	13 6:30pm Board Meeting	14	15	16 10am-5pm Stitch-In
17	18	19	20	21	22	23
24	25	26	27 6pm Night Meeting	28 10:30am-3pm Day Meeting	29	30
31						

Night Meeting: Streams in the Desert Lutheran Church, 5360 E Pima (1/2 block w. of Craycroft)

Day Meetings: Pima County Medical Society Building (5199 E Farness Dr)

Board Meeting: Bookman's community classroom at 6230 E. Speedway (southwest corner of Wilmot and Speedway), second Wednesday of the month at 6:30pm

Stitch-Ins: The West classroom (River & Craycroft Roads), 10am– 5pm

Hospitality: Food angels needed – please see Honey Montrose for day meetings and Margaret von Kuegelgen for night meetings

President's Letter

Margaret von Kuegelgen

Hi Busy Stitchers:

Remember that this is a combined newsletter and will cover announcements and events for the months of May and June! Any questions in the meantime just give me a call. Make sure you check the secured area for my new email address.

At the last Board meeting, we made some final guidelines for the Mini Stitch-In Program. . . see attached article.

Please come to the combined meeting on May 26th. We will be discussing where we have been and where we are going. It is such fun to see everyone in the same room at the same time! If you have problems with transportation because of the time of the meeting (it will be at 6 pm at Streams of the Desert), please contact me or Barbara Lewis and we will find someone to carpool with you. Any plural members coming from Green Valley get in touch with me. Also, remember it is the election of officers and they really appreciate a show of support. OK, enough of that, the program is going to be EXCITING AND FUN!!!!!!!!!!!!!!

We have sent a check in the amount of \$50.00 in memoriam of Jane Jones to the national organization of the American Needlepoint Guild.

See you on the 26th,
Margaret

Membership Recruitment – Mini Stitch-Ins

At the May meeting we will be asking for volunteers to participate in our Mini Stitch-Ins. We are planning on having teams of two stitchers go to a Mall of their choice at a time of their choice and stitch for one or two hours. The teams will be provided with brochures to hand out and should probably have a notebook and pen so that you can write down names and phone numbers or email addresses of interested people. The purpose of exposing our passion for stitching like this is to recruit new members. We are anticipating that people will be interested in what you are doing and will be asking questions. We hope that the teams will be able to do this once a month during the months of June, July, and August. I would appreciate some sort of report on your success within the week after you go. This is only one of the ideas we have about recruiting new members and it should be fun!

the West^{INC}

NEEDLEWORK
Gifts & Jewelry
Paper Products
Cards & Cookbooks
Toys & Infant Items

For that special wedding! Figurines, frames, glassware, hostess gifts, shower gifts, bridemaids gifts, cards and more! In needlework-vintage all 50 states postcards with silver charms included. Mesh bracelets to embroider with silk roses and beads.

Over \$1,600,000 in grants to local charities since 1981!

Proceeds Benefit Women's and Children's Charities Open Monday—Saturday 10-5 5615 E. River Rd., Tucson 299-1044

Programs 2004-2005

Charleane Boyles (nights)
Barbara Lewis (days)

May Program

Ladies, most of us have unfinished projects lying around that deep in our heart we know we will never finish . I have a solution to get rid of them! Put the canvas, all the threads and directions in a box and decorate it to the max! Make someone else really, really want that box and its contents. We are going to have a Chinese Auction as the program. Needless to say, you will end up with someone unfinished project. HOWEVER, there is no rule that you have to finish that one either!

HARK, I HEAR THERE ARE PEOPLE OUT THERE WHO ONLY WORK ON ONE PROJECT AT A TIME...ALAS AND ALAK....YOU WILL NOT BE LEFT OUT. KEEP READING TO FIND OUT HOW you too, can be involved in this fun program. Call Earla Swope and she will be happy to help you out...you don't even have to know her. She is a very nice lady who apparently has a huge stash and she would like to get rid of more then one project.

See you and your beautifully decorated container at the May meeting... remember it is a potluck on Thursday, May 26th at 6pm at Streams of the Desert Lutheran Church!

Upcoming Programs:

June: Hardanger by Charleane Boyles

July: "The Mystery of the Vanishing Canvas" by Myldred Richardson

August: Palestinian Needlework by Barbara Lewis

September: Stitch by Committee: We need two from the night group and three from the day group.

Tucson's complete needlework shop has everything you
need to express your creativity and more....

- Over 300 finished models • Complete assortment of buttons from JABC
 - Hand dyed fabrics (aida and Linen) and threads
- Enormous thread wall selection • Complete professional finishing
 - Frames from Hog River, and Wood'n Needle
 - Classes from beginner to advanced

Busyneedle.com - Place your next order on the web!

2840 W. Ina Rd. # 156 • Tucson, AZ 85741



**THE
BUSY NEEDLE**

(520) 229-1977 • Mon-Sat 10-5 • Thurs 10-8
Sun 12-4 • busyneedle.com

OVER 1800 SQUARE FEET OF NEEDLEWORK HEAVEN

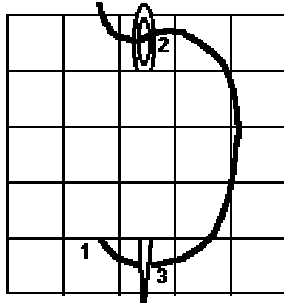
Stitch of the month for the year 2005-2006:

June: Buttonhole (Sept 2001)	July: Staggered cross (Oct. 2000) and Upright cross (Apr 1999)
Aug: Bound Cross (July 1998)	Sept: Smyrna (Feb 1999) and Elongated Smyrna (Oct 1999)
Oct: T-Stitch (Feb 2000) and T-Square (Mar 2000)	Jan: Sprat's Head (Jan. 2001)
Feb: Leaf Stitch (Apr 2001)	Mar: Scotch (Jun 1998) and Divided Scotch (Aug 2002)
April: Chilly Hollow Stitch (Mar 2002)	June: Braided Knitting (Apr 2002)

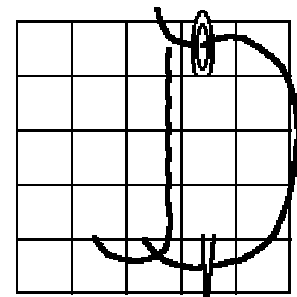
Stitch of the Month for June is Buttonhole presented by Char Boyles

The Buttonhole Stitch is an edging stitch most often used on linen or other fine fabrics, but can also be used on canvas. It's worked near the edge of the ground fabric, then the excess fabric is cut away.

To work the Buttonhole Stitch begin with an away waste knot. The stitch covers four threads. Begin by bringing your needle up to point 1. Go right one canvas thread and up four canvas threads to point 2. Slide your needle under 4 canvas threads and over the thread you are working with at point 3.



Step 1A

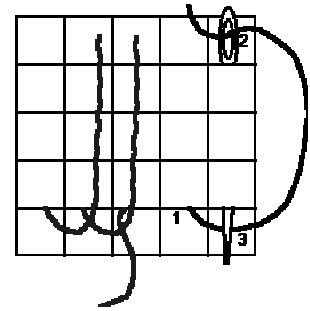


Step 1B

Continue the next stitch to the right of your first stitch as shown in Step 2.

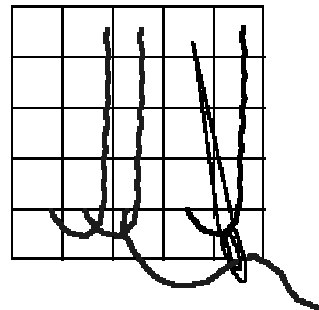
Step 2

When you are near the end of your thread, leave the old thread hanging on the front of your work -- make sure that there is enough thread to complete another stitch and end the thread on the back of your work. Anchor a new thread through the back of several previous stitches and come up 1 canvas thread to the right of your last stitch. This will leave a gap as shown in Step 3.



Step 3

Later, rethread the old thread and slide your needle under the first new stitch and go up 4 canvas threads to complete the missing stitch as shown in Step 4. End your thread on the back.


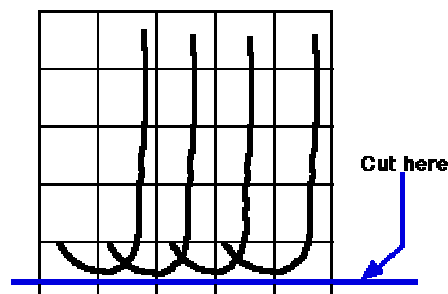


Sample stitched by [Shirley Kahler](#)

Step 4

Continue stitching in this manner along the entire edge you are finishing.

Once the edge is completed using the Buttonhole Stitch, you are ready to cut your canvas away. Carefully cut the canvas as shown in Step 5, being careful not to cut through your stitches.



Sample stitched by [Shirley Kahler](#)

Step 5

On canvas, the edges will be imperfect as the canvas threads will not pull back away from the edge slightly as they do on linen fabric. Therefore, there will be little "nubs" showing along the edge.

Seminar 2006 *Update*

Barbara Richardson

Moving right along with items for the Tucson Seminar 2006, the luggage tags have been ordered and I should be receiving shortly the sample to review (to make sure that everything is as approved by National ANG). The logo is being digitized and we should soon be able to order our shirts to wear at the Nashville seminar (these will be denim long sleeve and a golf shirt). If you will be attending the Nashville seminar and would like to order your shirt to wear this year, please see me.

Reminder to all of you that still have the scissor cases that you are stitching for the EXPO sales 2005, please return them as soon as possible so that they may be finished. The return has been wonderful and there are only a very few outstanding.

Thank you to:

Don & Dorothy Green and Gil Richardson for helping me pick up the 700 lbs of shot
Jayne Siegel for the use of her wholesale number to order the animals (I have picked these up).
Kay Kopp for getting us the good deal on the shot
Barbara Grass for her monetary donation to help with expenses

Things that are still needed:

Quilt batting to use for finishing the teachers' nametags
Items to be used in the daily drawings for Seminar 2006 (these can include any unused painted canvases, kits, whole skeins of threads). The drawings are held at the Hospitality table, and how many will be determined by the number of items that we receive.

One of the items that the Chapter will be doing for the Auction 2006 is a dede treetop angel, the threads and stitch suggestions are included and you only need to stitch a small portion. See me at the meeting if you are interested in working on this project.

The proceeds from the Nashville EXPO sales will be used to purchase items that will be needed for the Tucson Seminar (which include the Welcome, Opening/Closing Banquet favors, Centerpieces). Once we are reimbursed for some of our expenses for Seminar 2006 and any monies made on the Tucson EXPO sales, we should have a healthy addition to our treasury.

Be sure and keep reading the update section for information on workshop dates and times, plus opportunities to stitch teachers' nametags.

*As always in stitches and friendship,
Barbara Richardson*

Attention:

Anyone that has scissor cases they need to bring them to the May combined meeting. We need all returned ASAP. Those members I show still outstanding are Pepper, Jill, Marj, Myldred, Sue, Dale, Judy and Polly!!!!

Members please read secure area of website for information on membership.

Please read – If your name is listed on the Renewal List, please return the **completed** form with your check in order to keep our records up-to-date. The National ANG office no longer gives a month’s grace period for renewal of dues. It is imperative your check be received by the membership chairman by the date stated on the form, or sooner, to avoid being dropped by National and not receiving your Needle Pointers magazine. **Please advise if you do not intend to renew.** If there is a red dot on your label, this is your last newsletter until dues are received.

Re-instate – Helen Crawford
Address change – Nancy Lee
E-mail change – Phyllis Richardson

The following membership expire **June 1, 2005**. This is your last newsletter. If you have a red dot on label this is your last newsletter. Marjory Allen, Barbara Elmore, Pat O’Malley, Polly D Smith, Debbie Trueba, Melva Farrell, Stephanie Griffith.

The following memberships are due to expire on **August 1, 2005**: Pat Britton, Rhonda Davis, Dorothy Green (P), Sandy Jeffrey, Betsy Meuller, Joan Mueller, Ursula Neumann, Ann Hardy Payne (P), Nancy Pfeifer (P), Mary Ramsey, Myldred Richardson. Please remit your dues by **July 1** to Donna Lawrence

Please send any changes of address to Donna Lawrence

~~~~~cut here~~~~~

## AMERICAN NEEDLEPOINT GUILD MEMBERSHIP DUES NOTICE

Name \_\_\_\_\_ Phone \_\_\_\_\_

Street Address \_\_\_\_\_

City and State \_\_\_\_\_ ZIP + 4 \_\_\_\_\_ - \_\_\_\_\_

e-mail: \_\_\_\_\_ FAX: \_\_\_\_\_

Tucson Chapter Member \$ 41.00 (P) Plural Member \$ 12.00  
ANG Member Number \_\_\_\_\_

### **IF YOU DO NOT PLAN ON RENEWING - PLEASE ADVISE**

Please make checks payable to: **TUCSON CHAPTER ANG**

**Send to** Donna Lawrence

# The West<sup>NC</sup>

NEEDLEWORK

Gifts & Jewelry

Paper Products

Cards & Cookbooks

Toys & Infant Items

See our newest Needlework Books!

**The Beader's Bible, Native American Beadweaving, Beaded Knitted Bags, Bedazzled Cabochons, Beaded Baskets, Beads for the Holidays, Kids Can Do It, Color Matching Handbook, Collections of wedding samplers and much much more!**

Over \$1,600,000 in grants to local charities since 1981!

Proceeds Benefit Women's and Children's Charities

Open Monday—Saturday 10-5

5615 E. River Rd., Tucson 299-1044



## THE BUSY NEEDLE

Tucson's complete needlework shop has everything you need to express your creativity and more....

- Over 300 finished models • Complete assortment of buttons from JABC
  - Hand dyed fabrics (aida and Linen) and threads
- Enormous thread wall selection • Complete professional finishing
  - Frames from Hog River, and Wood'n Needle
  - Classes from beginner to advanced

2840 W. Ina Rd. # 156 • Tucson, AZ 85741

All designs by featured designer are 20% Off!

Make a beeline to the Busy Needle's

### Trunk Show

June 6<sup>th</sup> - June 25<sup>th</sup>

Erica Michaels - (Cross-Stitch)

**Busyneedle.com - Place your next order on the web!**

Mon-Sat 10-5 • Thurs. 10-8  
busyneedle.com(520) 229-1977

OVER 1800 SQUARE FEET OF NEEDLEWORK HEAVEN