

THE NEEDLE DANCER

The Tucson Chapter
American Needlepoint Guild
<http://www.tucsonang.org>



October 2007

Tucson Chapter ANG Board 2007 – 2008

President	Judy Burgess
VP Nights	Wanda Shirey
VP Days	Angela Yardy
Treasurer	Myldred Richardson
Night Secretary	Mary Christoph
Day Secretary	Martha Hirsch
Director at Large	Mary Gamache
Publicity & Advertising	Barbara Lewis
Website contact	Charleane Boyles
Workshops	Sue Beveridge
Workshops	Barbara Lewis
Community Project	Sue Strause Margaret von Kuegelgen
Community Project	von Kuegelgen
Hospitality Nights	Linda Harris
Hospitality Days	Nancy Eide
Membership	Susan Thompson
Historian	Kay Kopp
Newsletter Publisher	Fran Braverman
Newsletter Editor	Sue Swan

ANG Mission Statement

The object of this Guild is for educational and cultural development through participation in and encouragement of interest in the art of needlepoint. <http://www.needlepoint.org>

Calendar 2007

Day Meeting: Pima County Medical Society Building, 5199 E Farness Dr

Night Meeting: Streams in the Desert Lutheran Church, 5360 E Pima (1/2 block w. of Craycroft)

Board Meeting: The November 8th meeting will be at Angela Yardy's house

Stitch-In: No Stitch In this month The West is closed for Christmas Inventory

Please note that the November Newsletter will be published after the November Meeting

October

SUN	MON	TUE	WED	THU	FRI	SAT
	1	2	3	4	5	6
7	8	9	10	11 Board Meeting 6-8 @ Woods Library	12	13
14	15	16	17	18	19	20
21	22	23	24	25	26 Combined Meeting @ Pima County Medical 6 pm	27 Linda Reinmiller Workshop 9 - 4
28 Linda Reinmiller Workshop 9 - 4	29	30	31			

November

SUN	MON	TUE	WED	THU	FRI	SAT
				1		3
4	5	6	7	8 Board Meeting 6-8 Angela Yardy's	9	10
11	12	13	14	15	16	17 Combined Meeting @ Streams of the Desert Church 10 - 3
18	19	20	21	22	23	24
25	26	27	28	29	30	

President's Letter

President's Letter

I'm back!!! (At least, for the remainder of October). After his last surgery son Timothy, was carried up to his apartment and left. He has a friend staying with him for a while so I could come home to do two years of taxes, enjoy two theater events, and participate in the October Tucson chapter activities.

Hi! Ho! Stitch-Away is something I have looked forward to all year, and thought it was this weekend. I would have been lonely at Amado by myself! Fortunately, Margaret Von Kuegelgen set me straight, and I will show up next weekend with all those projects that I didn't finish over the stressful summer at Stanford Medical Center. I am a first-timer for the stitch-away, so I anticipate you experienced Hi! Ho-ers will show me the ropes.

At the combined meeting on November 17th, we will vote on the board's motions to increase dues from \$12 to \$18 a year, and that a quorum for board meetings shall be a majority of the elected officers. The latter was a suggestion by National to modify the revised by-laws sent to them a year ago. All officers, elected and appointed, are voting members of the board.

What an exciting time ahead! Don't anyone miss the Linda Reinmiller's presentation at our joint-meeting/potluck Friday night at 6 p.m. October 26, at the Pima Medical Center. Linda has waved her usual teaching fee for that night so that the whole chapter can enjoy her take on color choices. It is a wonderful opportunity to learn from a National teacher, especially if you rarely get to seminars.

See you all soon.

Judy Burgess

Hospitality

October and November are combined meetings.

For the January Day meeting – Jo Middlestead and Myldred Richardson

Community Service

Margaret von Kuegelgen

ARTS FOR ALL

Don't forget to meet with your Arts For All Committee before the November combined meeting. We will have an informal discussion of each painting, including the stitches and threads, etc.

Thanks,
Margaret

Programs

Angela Yardy & Wanda Shirey

26 October – 6pm Combined meeting and potluck with Linda Reinmiller giving a program on Color. Please call Linda Harris to sign up for dish to share or just come and enjoy the evening! See calendar section of this newsletter for location.

17 November – 11:30am Combined meeting and potluck. Come early and stitch! Friendship Sampler exchange. See calendar section of this newsletter for location.

I want to thank everyone for their help and support during Judy's absence. We have a great bunch of members and I do appreciate you all. Welcome Home Judy!

Angela

Future Meetings:

November – Combined meeting/potluck
Friendship Sampler exchange
December – No meetings

Opportunity Baskets Mary Gamach

We plan to have opportunity baskets at the combined meeting in November, so please bring items to donate, including unfinished canvases and started projects, used books, etc. to our combined October meeting on the 26th. If you have something to donate but will not be at the meeting, please contact Mary Gamache, at either 529-8295, or by email at mtgamache@worldnet.att.net and I will make arrangements to get them. It is time to fall clean those stashes, so bring in your materials.

Thank you,
Mary Gamach

Workshops & Future Workshops Barb Lewis

POTLUCK FRIDAY, OCT. 26TH 6 PM.

Remember, this is our October meeting!! Join us for a night of good food and a talk on color by Linda Reinmiller. If you are not taking the workshop you will have the opportunity to purchase her booklet on color for \$5.

We need one more dessert. Please call (Barb-296-8672 or Linda Harris -751-2105) to let us know what you are bringing. This is a regular meeting. PLEASE THIS IS A SCENT-FREE EVENT.

LOCATION: 5999 Farness (Day ANG meeting place).

REMEMBER NO SCENTS....and bring your nametag!

Directions to potluck/regular meeting

Friday, Oct. 26: Take Rosemont off Grant or Speedway to Farness. Turn in and go to 5199 E. Farness on the left side of the street. This is between Grant and Speedway. It is the Medical Society building. Bring something to share...

WORKSHOP: Sat and Sun, October 27 and 28...9 a.m. – 4 p.m.

This is being held at the Junior League building on River Road, one block east of Campbell. It is about one-half block further east then the shopping center across the road. There is parking in front and the back. We will be in the main building using the board room. Bring your lunch and nametag and no perfume, please.

Future Workshops

Tony Minieri will be joining us in February 2008 for 2 different workshops, on Saturday and Sunday February 23rd and 24th and on Tuesday and Wednesday, the 26th and 27th. He will teach 2 different classes at different proficiency levels.

The Saturday & Sunday class is a Teapot and the cost is \$65.00. The Tuesday & Wednesday class is a geometric and the cost is \$50.00. You may also purchase just the kits. Send a check ASAP. Barbara Lewis, 8041 E. Presidio Rd., Tucson, AZ 85750

Carole Lake will be with us September 27th and 28th 2008. Her project is yet to be chosen.


Mark your calendars!

Thanks,
Barb

Stitch of the Month

Stitch of the Month
October 2007: Brighton Stitch

by Brenda Hart

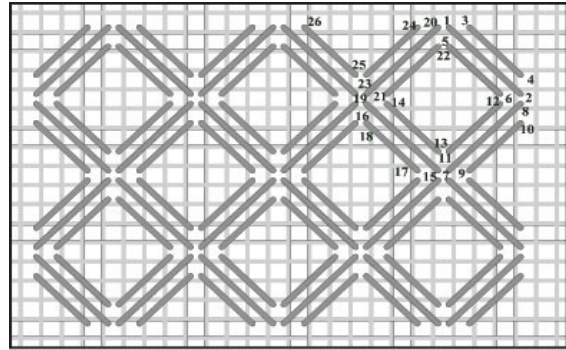


The Brighton stitch is stitch of the month for October. It is related to the Scotch stitch. If you look at the stitch closely, it looks as though

someone has taken the center stitches out of a group of Reversed Scotch stitches and placed those stitches together to make a pattern.

The Brighton stitch is an all over pattern, (perhaps I should say non-directional). There are times when it is necessary to use a stitch pattern that does not flow horizontally, vertically, or diagonally.

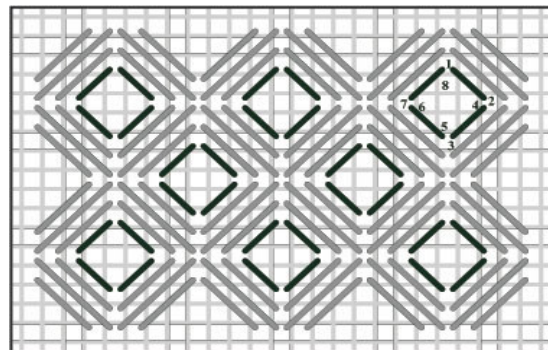
Also, the size of the stitch can be adjusted to make it fit into many different sized areas.



Brighton Stitch - Step One

The colored sample was stitched on 18 mesh canvas. I used 2 plies of Soie d'Alger. Other choices might be one strand of size 8 pearl cotton, one strand of Elegance, or one strand of size 8 Kreinik fine braid.

On 14 mesh canvas, I would use 4 or 5 plies of silk, one strand of size 5 pearl cotton, 2 strands of size 8 pearl cotton or Elegance, 2 or 3 plies of Medici, or one strand of size 16 Kreinik medium or size 16 Coronet Braid.



Brighton Stitch - Step Two

For step two, I used one strand of size 8 Kreinik fine braid. Other choices might be two plies of silk or floss, one strand of Elegance, or one strand of Flair.

On 14 mesh canvas, one strand of Petite Frosty Rays for step one, and one strand of size 12 Tapestry braid for step two. I like the look of a metallic thread against wool, so one or two strands of Paternayan for step one, and one

strand of size 12 Kreinik Tapestry braid for step two could be used.


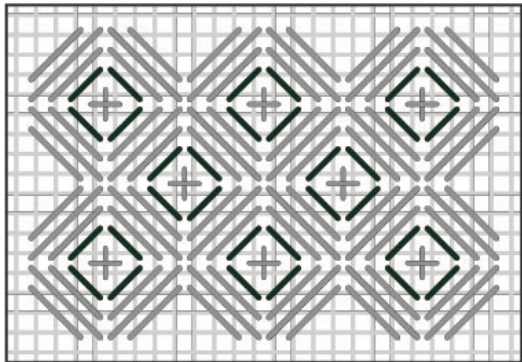
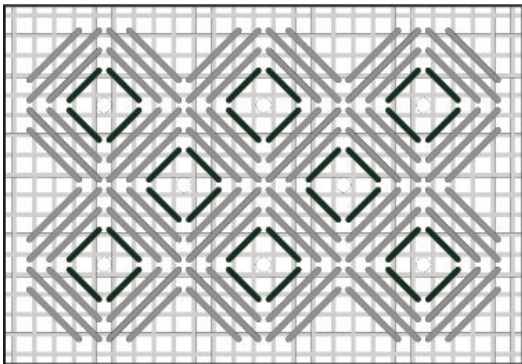
Brighton Stitch - Step Three

For Brighton stitch Step Three, I have listed 3 different options.

Option One: Beads or French Knots. Use size 14 beads on 18 mesh canvas and size 11 for 14 mesh canvas. Beads are like needles, the bigger the number, the smaller the bead.

Option Two: An Upright Cross looks very nice in the center of this stitch. There are many threads that could be used. Some of the choices could be metallic threads such as Kreinik braid, floss, silks, and or wools. If you choose to use Kreinik braids, use size 8 for 18 mesh and size 12 or 16 for 14 mesh.

Option Three: Smyrna Crosses Again, your imagination is your only limit for thread choices.



Portions of this Website presenting information on this project may be printed or electronically reproduced by individual stitchers

for their personal use and by ANG Chapters for use in their newsletters and Chapter activities. ANG Chapter republication of these pages should give credit to Stitch of the Month and ANG, Inc.

Membership
Susan Thompson

The following members should renew the local chapter dues:

Allen, Marjory	Jun-07
Ausman, Chris	Jun-07
Fluker, Lori	Jun-07
O'Malley, Pat	Jun-07
Fellner, Christine	Aug-07
Griffith, Stephanie	Aug-07
Jeffery, Sandy	Aug-07
Pfeifer, Nancy "Pepper"	Aug-07
Ramsey, Mary	Aug-07
Kopp, Kay	Oct-07
Postlewaite, Elaine	Oct-07
Strause, Sue	Oct-07
Thompson, Susan M.	Oct-07
Anderson, Monta	Dec-07
Burgess, Judth M.	Dec-07
Farrell, Melva	Dec-07
Godfrey, Patty	Dec-07
Jorden, Marjorie	Dec-07
Lawrence, Donna	Dec-07
Lawrence, Herbert	Dec-07
Lawton, Peggy	Dec-07
Rimmell, Karen	Dec-07
Rosenthal, Liz	Dec-07
Seese, Ann R.	Dec-07
Sprague, Janice	Dec-07
Swan, Susan	Dec-07
Watson, Janet	Dec-07

Tucson Chapter ANG Renewal and Address or E-mail Change Form

Name _____ Phone _____

Street Address _____

City and State _____ ZIP+4 _____

E-mail _____ FAX _____

ANG Number _____

Tucson Chapter Member \$12.00 (P) Plural Member \$12.00

IF YOU DO NOT PLAN ON RENEWING – PLEASE ADVISE

Please make checks payable to: **TUCSON CHAPTER ANG**

Send Payment to:

Susan Thompson

5440 N. Ventana Vista Rd.

Tucson, AZ 85750-7202

The WEST ~~ The WEST ~~ The WEST ~~ The WEST

October 28th ~ Open House ~ Noon until 4pm ~ Door prizes & refreshments on the patio!

December 2nd, 1pm ~ Book signing with two authors:

Charline Profiri, author of Counting Little Geckos

Roni Capin Rivera-Ashford, author of My Nanas's Remedies: Los Remedios de Mi Nana

Watch for more details! A special class to be taught in February!

A half day class, with canvas and stitch guide, created and taught by our own Cassie Prescott!

Shop at The West! Proceeds benefit women's & children's charities in Tucson!

Over \$1,800,000 in grants to local charities since 1981

Store Hours: Monday – Saturday 10 – 5 Open Wednesdays until 8 P.M.

5615 E. River Rd. (River & Craycroft) ~~~ www.thewestinc.com ~~~ 520-299-1044

THE NEEDLE DANCER American Needlework Guild

First Class

Do not delay

Dated material