

# THE NEEDLE DANCER

The Tucson Chapter  
American Needlepoint Guild



**September 2005**

## **Tucson Chapter ANG Board 2005-2006**

President	Margaret von Kuegelgen
VP Nights	Charleane Boyles
VP Days	Barbara Lewis
Treasurer	Mary Christoph
Director at Large	Barbara Richardson
Secretary Nights	Linda Harris
Secretary Days	Marj Jorden
Hospitality Days	Honey Montrose
Hospitality Nights	Mary Hamilton
Workshop Chairman	Dorothy Green
Membership	Donna Lawrence
Membership Recruitment	
Newsletter	Angela Yardy
Publicity	Myldred Richardson
Ways and Means Nights	
Ways and Means Days	Sue Beveridge
Historian	Kay Kopp
National Web Site Contact	Martha Hirsch
E-mail reminder, brochures	Sylvia Gergen



**Hi Ho Stitch Away – 21 to 23 October 2005**  
**4 places open**  
**contact Margaret von Kuegelgen**

# Calendar

## September

SUN	MON	TUE	WED	THU	FRI	SAT
				1	2	3
4	5	6	7	8	9	10
11	12	13	14 6:30 pm Board Meeting	15	16	17 10am-5pm Stitch-In
18	19	20	21	22 10:30am-3pm Day Meeting	23	24
25	26	27	28 6pm Night Meeting	29	30	

## October

SUN	MON	TUE	WED	THU	FRI	SAT
						1
2	3	4	5	6	7	8
9	10	11	12 6:30pm Board Meeting	13	14	15 10am-5pm Stitch-In
16	17	18	19	20	21 Hi Ho	22 Stitchaway
23 Hi Ho Stitchaway	24	25	26 6pm Night Meeting	27 10:30am-3pm Day Meeting	28	29
30	31					

## November

SUN	MON	TUE	WED	THU	FRI	SAT
		1	2	3	4	5
6	7	8	9	10	11	12
13	14	15	16 6:30pm Board Meeting	17	18	19 10am-3pm meeting/potluck
20	21	22	23	24	25	26
27	28	29	30			

**Night Meeting:** Streams in the Desert Lutheran Church, 5360 E Pima (1/2 block w. of Craycroft).

**Day Meetings:** Pima County Medical Society Building (5199 E Farness Dr)

**Board Meeting:** Bookman's community classroom at 6230 E. Speedway (southwest corner of Wilmot and Speedway)

**Stitch-Ins:** The West Classroom (River & Craycroft Roads)

**Hospitality for September:** Marj Jorden and Margaret von Kuegelgen for day meeting  
Angie Valencia for night meeting

## President's Letter

Margaret von Kuegelgen

Hello fellow stitchers:

We have renewed our contract with Tom Armstrong as our webmaster. Although he increased his charges by \$10 per month, his rate (\$22.50 per hour) is still less than others would charge. I checked with some local webmasters and the going rate is from \$30-\$50 per hour. Tom has done a wonderful job for us. He is always very helpful and makes all the changes we require. Also, the cost of the website is still less than printing and mailing the newsletter to all members and we have the added advantage of being able to use the website as a resource for prospective members. If anyone has any suggestions for making the website more informative or attractive, please let me know.

We have selected three canvases for our next "Stitch by Committee" program in October. However, if you have a canvas you think would be appropriate or if you have a canvas with which you are having problems, please bring those also. Our purpose is to have a lively discussion of what to do with what and when!!!!!!!!!!

HI HO STITCHAWAY still has 4 places. . . .please contact me if you are interested in coming and having fun with us. . . .

See you at the meetings,  
Margaret

## Workshop

Dorothy Green

### MARCH WORKSHOP

On March 11 of 2006 we will be having Mary Ellen Searcy, who is a well known national teacher, teaching her piece entitled "**Along Came a Spider**". This is a fun piece and is very doable, as it is only about a 3" circle when completed. If you have never taken a class from Mary Ellen, or even if you have, you will have a great time and learn many techniques. Please mark this date on your calendar. There will be more information on this class in the October newsletter. Hope to see all of you there.

# Programs

Charleane Boyles (nights)

Barbara Lewis (days)

## SEPTEMBER: STITCH BY COMMITTEE, REDUX

We will look at three different painted canvases and try to decided what is the focal point, how to define that area, and start working on which threads and stitches to use.

**OCTOBER:** We will have our own Judy Burgess speaking about DEPTH PERCEPTION. She is very well educated with a CPA as well as a recent art degree from the U of A. We should learn a lot.

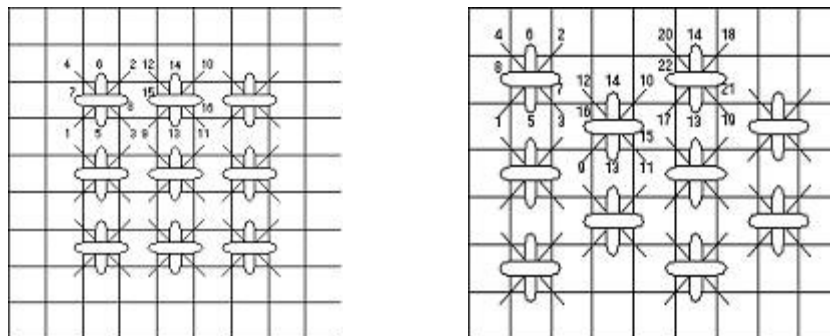
## NOVEMBER: OUR COMBINED MEETING ON SATURDAY, NOVEMBER 19TH

Meet at Streams of the Desert Lutheran on Pima, just west of Craycroft starting at 10 am. We will have a work session on the favors for the closing banquet of Seminar 2006 followed by great stitching and eating, as it is also a POTLUCK! Plus there will be **OPPORTUNITY BASKETS OF GREAT THINGS YOU DIDN'T KNOW YOU NEEDED!!!** Come and join us, it will be fun.

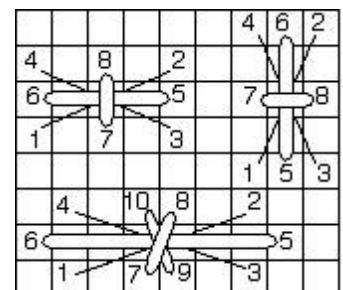
## Stitches of the Month: Smyrna Cross and Elongated Smyrna presented by Honey Montrose (day meeting) and Margaret von Kuegelgen (night meeting)

This stitch is also known as the Double Cross. It is a great stitch for small areas requiring a lot of texture. This stitch can be worked as a single motif or in rows. It also a great stitch for outlining an area. You can work the stitch all in one thread or use one thread for the Cross stitch and a second thread for the Upright Cross. It can also be worked in two different colors.

The Alternating Smyrna Cross is a great stitch for larger areas requiring a lot of texture.



The Elongated Smyrna Cross is a great stitch for small areas requiring a lot of texture. This stitch can be worked as a single motif, in rows, or as a border. You can work the stitch all in one thread or use one thread for the Cross stitch and a second thread for the Upright Cross. It can also be worked in two different colors. You can create a variation by lengthening the Upright Cross stitches.



# Seminar 2006 Update

Barbara Richardson

The first order of shirts have arrived and been delivered. We will be taking orders at the Nashville Seminar and at meetings locally. So you still have a chance to order our Seminar Shirts with our Logo, regular sizes for both denim and golf styles are \$35 each and the 1x and 2x sizes are \$39 each. Golf shirts are available in: Pistachio (not in 1X), Navy, White, Yellow, Blueberry and Light Pink. Please contact me if interested in ordering.

**As per the Seminar Update from July 2005, we are on schedule with the timeline. The stuffing and sewing of the frame weight animals is coming along at a terrific rate.**

The Saturday August 20 group (Earla Swope, Honey Montrose, Barbara Lewis, Mary Williams, Marj Jorden, Jill Jorden-Spitz, Myldred Richardson, Diane Oleary, Dee Lanier, Charlene Boyles, Deane Pape and Martha Hirsch) made a huge dent by finishing 144. With only 72 more to finish, we will not need the last Saturday date (if you volunteered for this date, thank you). If you are interested in purchasing one of these animals for yourself, the price is \$20 and these will go fast at the EXPO sale here in 2006, so get ahead of the long lines!!!!

**October/November** we will be stitching the teacher's nametags, as well as our committee nametags. (There are 37 teachers, see me if interested in stitching.)

**December** – no workshops, enjoy the holidays

**January** - the Phoenix ANG Guild will be finishing the teacher's nametags

**January** – members of our chapter will start the ribbon centers

**February/ March** – putting together the closing banquet ornaments

Currently I am working on letter and information needed by end of this year's Seminar for the brochure that will be announcing the 2006 Tucson Seminar. Yes, this does sound early but it takes a lot of time and effort to put together the brochures. Jill Jorden-Spitz has worked up a sample of the newsletter we will be doing during seminar (this will be approved at the Nashville seminar coordinator meeting).

So thank you for all of your help with the many projects we have completed so far and patience with me to get the next items ready to work.

I will not be at the September meetings, as I will already be in Nashville. So contact me before I leave on September 19 if you are interested in stitching.

As always in stitches and friendship,  
**Barbara A. Richardson**  
Local Coordinator for 2006 Tucson Seminar

# Candles' Glow


By Joan Loehr Design for Rainbow Gallery

## MATERIALS

7" x 6"—#18 mono canvas (Victorian Blue); Laying tool; #22 and #24 Tapestry needle

1 card each of the following:

Fyre Werks® Soft Sheen FT10-White Pearl, FT15-Old Gold; Neon Rays® N02-White; Petite Sparkle Rays PS21-White; Hi-Lights H623-Yellow Pearl; Water 'n Ice WT4-Flame Orange, WT5-Flame Red



1. Measure down 2.5" down from top center of canvas. Count 4 threads to the left to begin center candle. Use FT10, see Diagram #1. Follow Master Chart and color legend. The 6 thread wide candles are PS21 and the 4 thread candles are N02.
2. Base of candles is a row of Elongated Long-armed Crosses in FT15.
3. Fill in background with T-stitch using H623.
4. Candle flames are nested Lazy Daisy stitches using WT4 and WT5.

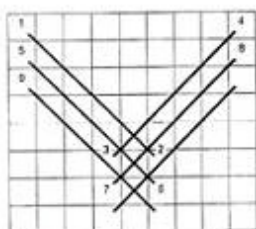


Diagram #1  
Fern Variation

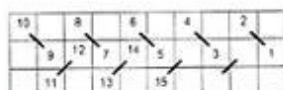


Diagram #3  
T-stitch

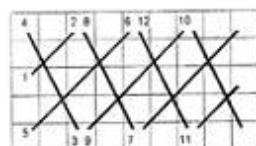
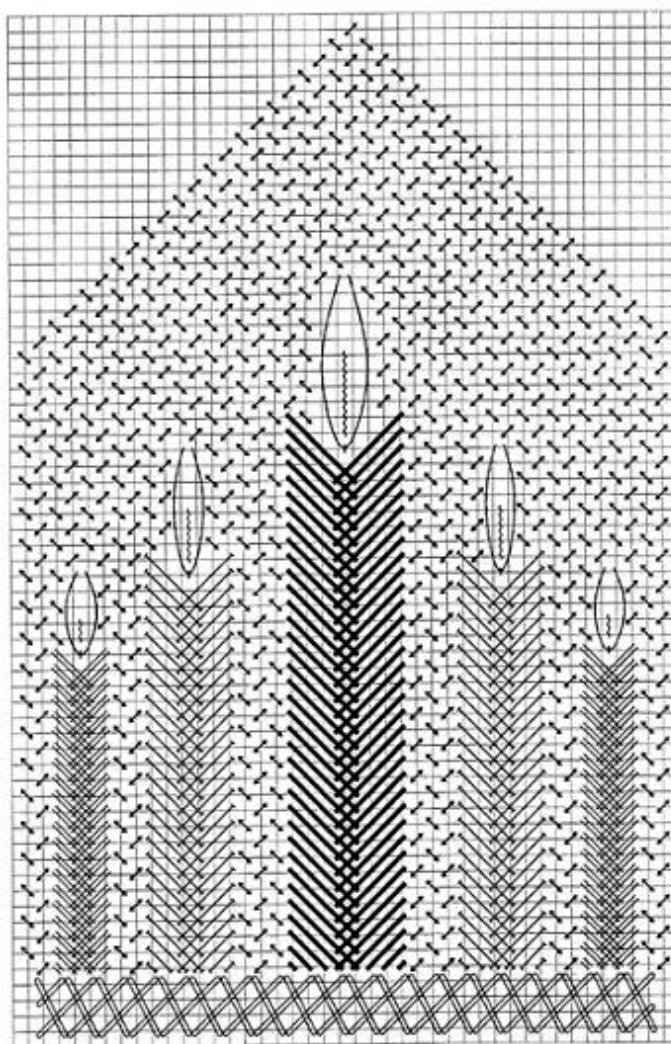
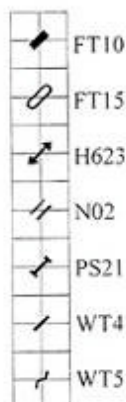


Diagram #2  
Elongated Long-arm Cross



Diagram #4  
Lazy Daisy



Permission granted for shopowners to copy

©2005 Rainbow Gallery

# Membership

Donna Lawrence

Members who need to renew by October 1, 2005 are Wendy Bovey, Mary Christoph, Kathy Devine, Christine Fellnor, Dale Miller, Betty Parkhurst, Dawne D Scarlott, Lee Spooner and Sue Strause.

Please send your chapter renewals (\$12) as soon as possible. My own vacation will be from September 21, 2005 until October 11, 2005. I wish to take care of them in a timely manner to prevent interruption of the records.

For your national due (\$29), complete the form that national has sent to you. You have the choice to pay by credit card or check. If you have misplaced your form, you can acquire another by going to the American Needlepoint Guild, Inc. internet site, then click on FORMS, and then the Membership forms.

We still must all be members of the national organization to belong to Tucson Chapter ANG

Please send any changes of address or email to Donna Lawrence. You can simply use the form below.

~~~~~cut here~~~~~

## Tucson Chapter ANG Renewal Form/Address or E-mail Change

Name \_\_\_\_\_ Phone \_\_\_\_\_

Street Address \_\_\_\_\_

City and State \_\_\_\_\_ ZIP + 4 \_\_\_\_\_ - \_\_\_\_\_

e-mail: \_\_\_\_\_ FAX: \_\_\_\_\_

ANG Number \_\_\_\_\_

Tucson Chapter Member \$ 12.00

(P) Plural Member \$ 12.00

### **IF YOU DO NOT PLAN ON RENEWING - PLEASE ADVISE**

Please make checks payable to: **TUCSON CHAPTER ANG**

Send to: Donna Lawrence

# the West<sup>INC</sup>

NEEDLEWORK

Gifts & Jewelry

Paper Products

Cards & Cookbooks

Toys & Infant Items

Sidewalk Sale! Sept. 30th & Oct. 1st

Selected merchandise from all of our departments.

Holiday Open House Sunday Oct. 16th, 1-4 p.m.

Gifts for the coming Holidays! Join us for fun and refreshments!

Over \$1,600,000 in grants to local charities since 1981!

Proceeds Benefit Women's and Children's Charities

Open Monday—Saturday 10-5

5615 E. River Rd., Tucson 299-1044

Tucson's complete needlework shop has everything you  
need to express your creativity and more....

- Over 300 finished models • Complete assortment of buttons from JABC
  - Hand dyed fabrics (aida and Linen) and threads
- Enormous thread wall selection • Complete professional finishing
  - Frames from Hog River, and Wood'n Needle
  - Classes from beginner to advanced

**Busyneedle.com - Place your next order on the web!**



THE  
BUSY NEEDLE

(520) 229-1977 • Mon-Sat 10-5 • Thurs 10-8  
Sun 12-4 • busyneedle.com

2840 W. Ina Rd. # 156 • Tucson, AZ 85741

OVER 1800 SQUARE FEET OF NEEDLEWORK HEAVEN

**THE NEEDLE DANCER**  
**American Needlework Guild**  
**4100 N Fernhill Circle**  
**Tucson AZ 85750**

## First Class

**Do not delay**

Dated material